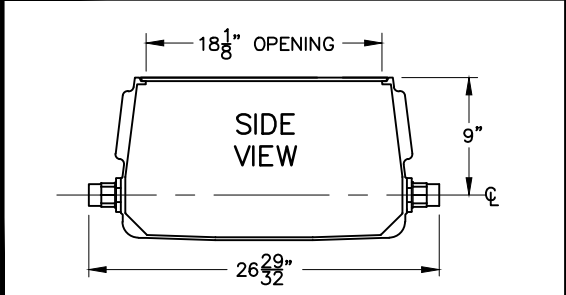
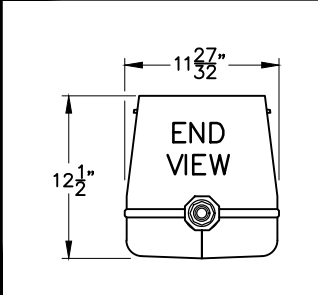
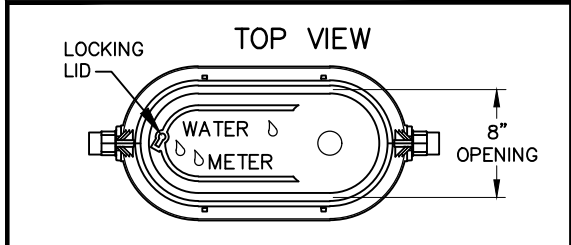


- NOTES:**
1. WATER METER SHALL NOT BE LOCATED IN AREAS SUBJECT TO VEHICULAR TRAFFIC.
  2. ALL METER BOXES AND LIDS SHALL BE APPROVED BY CARY.
  3. ALL SERVICE LINES, VALVES AND FITTINGS SHALL COMPLY WITH AWWA C800.
  4. FOR NON-RESIDENTIAL APPLICATIONS THAT REQUIRE AN ABOVE-GROUND BACKFLOW PREVENTER, THE DUAL CHECK ASSEMBLY MAY BE OMITTED.
  5. BOX AND LID SHALL BE CAST GRAY IRON, ASTM A48, CLASS 25 OR ASTM A126 CLASS B.
  6. ALL BRASS COMPONENTS SHALL BE 'NO LEAD' BRASS MEETING UNS C89833 AS PER ASTM B584.
  7. ONE 2 OR 6 INCH GRADE ADJUSTER MAY BE UTILIZED WHEN NEEDED TO MEET FINAL GRADE (NO GRADE ADJUSTERS MAY BE USED ON NEW CONSTRUCTION PROJECTS). GRADE ADJUSTER AND BOX SHALL BE BY THE SAME MANUFACTURER.

8. APPROVED MARKING TAPE SHALL BE INSTALLED FOR ALL SERVICE CONNECTIONS FROM THE MAIN LINE TO THE METER FOR ALL NEW CONSTRUCTION OR RETROFIT INSTALLATIONS USING OPEN TRENCH METHODS.



## STANDARD 1" WATER SERVICE & METER BOX FOR ROADWAY DITCH SECTION WITHOUT CURB & GUTTER

DETAIL No.  
**6000.02**

