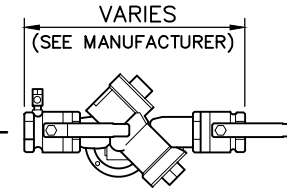


NOTES:


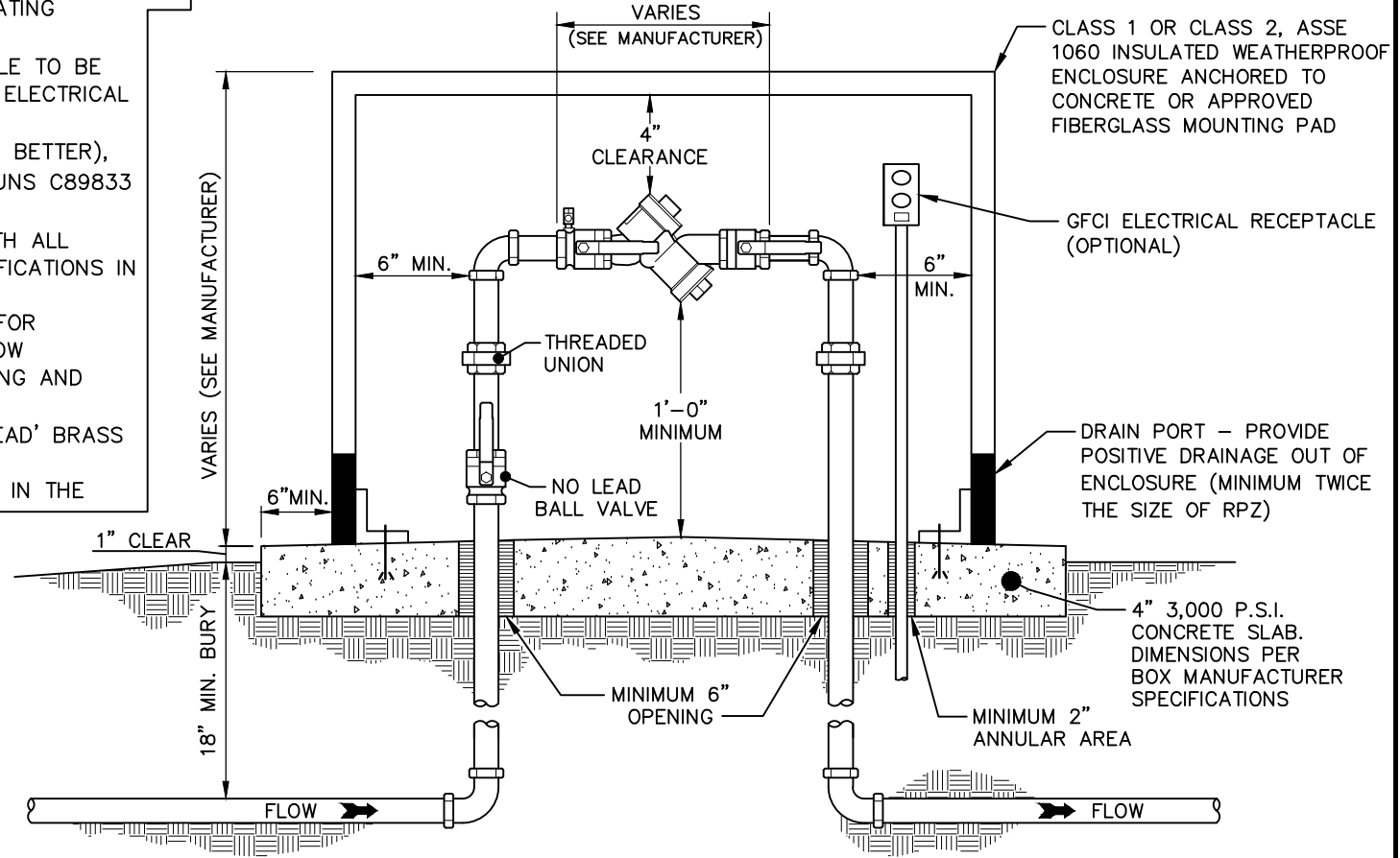
1. REDUCED PRESSURE PRINCIPLE BACKFLOW PREVENTION ASSEMBLY SHALL COMPLY WITH ASSE 1013 & AWWA C511.
2. DOUBLE CHECK VALVE BACKFLOW PREVENTION ASSEMBLY SHALL COMPLY WITH ASSE 1015 & AWWA C510.
3. BACKFLOW PREVENTION ASSEMBLY WITH ISOLATION VALVE SHALL BE INSTALLED WITHIN 5 FEET OF THE METER BOX.
4. BACKFLOW PREVENTION ASSEMBLY SHALL BE CENTERED ON CONCRETE OR APPROVED FIBERGLASS MOUNTING PAD AND CENTERED WITHIN ENCLOSURE.
5. MINIMUM INSULATED CLASS I OR CLASS II, ASSE 1060 WEATHERPROOF ENCLOSURE REQUIRED (HEATING OPTIONAL).
6. OPTIONAL 120V GFCI ELECTRICAL RECEPTACLE TO BE INSTALLED IN ACCORDANCE WITH THE N.C. ELECTRICAL CODE FOR OUTDOOR OPERATION.
7. PIPE MATERIAL SHALL BE PVC (SCH. 80 OR BETTER), COPPER (TYPE K), OR 'NO LEAD' BRASS (UNS C89833 PER ASTM B584).
8. INSTALLATION SHALL BE IN COMPLIANCE WITH ALL APPLICABLE CITY ORDINANCES AND SPECIFICATIONS IN ADDITION TO THE N.C. PLUMBING CODE.
9. PROPERTY OWNER SHALL BE RESPONSIBLE FOR MAINTENANCE AND OPERATION OF BACKFLOW PREVENTION ASSEMBLY AND COMPLIANCE WITH REPORTING AND TESTING REQUIREMENTS.
10. ALL BRASS COMPONENTS SHALL BE 'NO LEAD' BRASS MEETING UNS C89833 AS PER ASTM B584.
11. BACKFLOW ASSEMBLY SHALL BE INSTALLED IN THE HORIZONTAL POSITION.

NO LEAD REDUCED PRESSURE PRINCIPLE BACKFLOW PREVENTION ASSEMBLY



OR

NO LEAD DOUBLE CHECK VALVE BACKFLOW PREVENTION ASSEMBLY



EFFECTIVE: 07/01/21

STANDARD 1" to 2" COMMERCIAL OUTDOOR BACKFLOW ASSEMBLY

DETAIL No.

6200.03