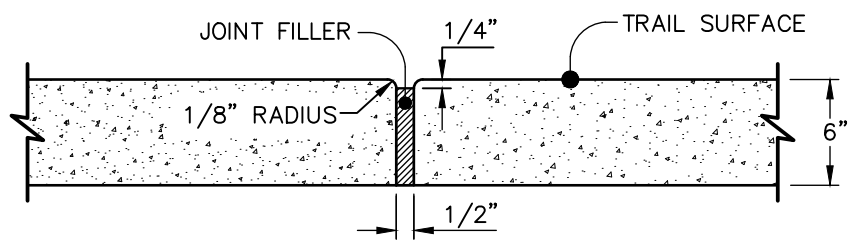


**TYPICAL SECTION**

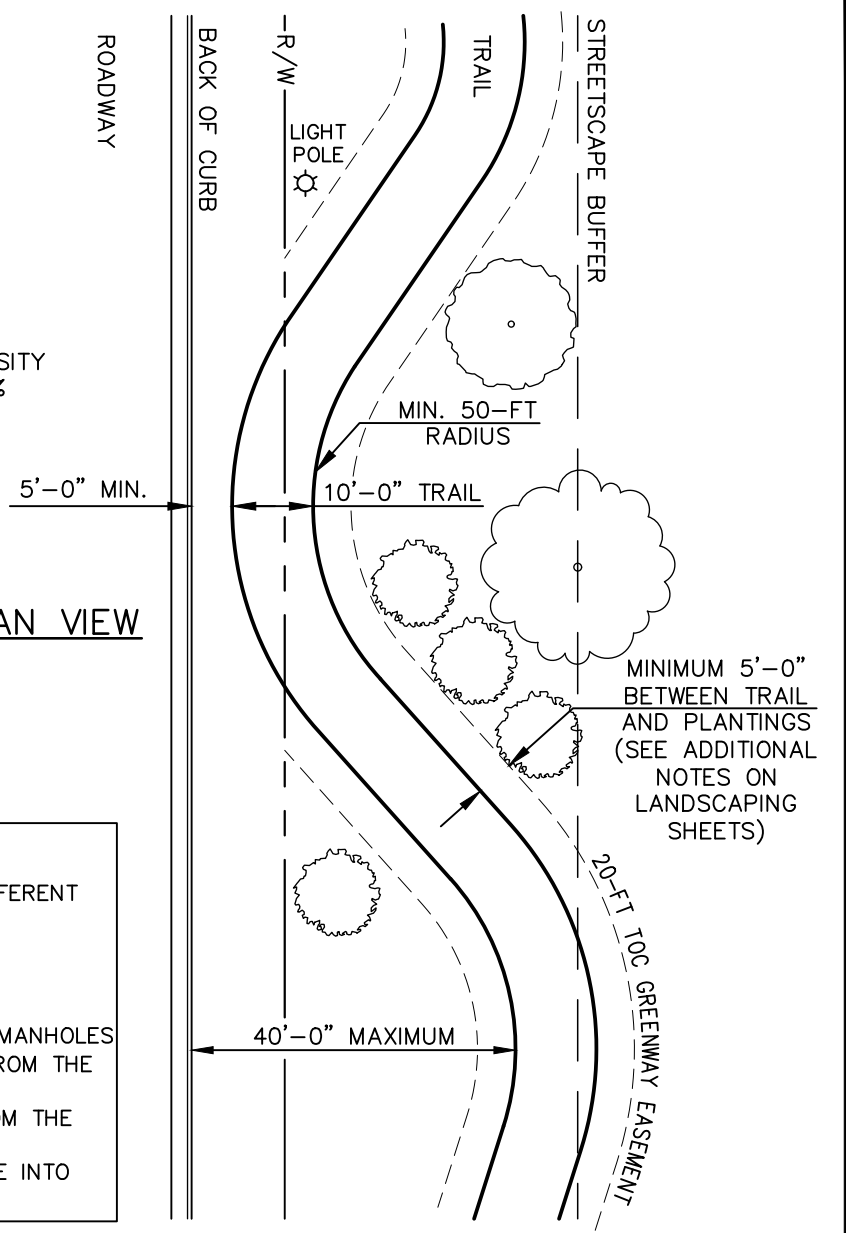
COMPACTED TO A DENSITY OF NO LESS THAN 95%



**TRANSVERSE EXPANSION JOINT**

- NOTES:**
1. TRANSVERSE EXPANSION JOINTS TO BE LOCATED AT JUNCTURE WITH STRUCTURES/BRIDGES/BOARDWALKS/UTILITY PLATES AND OTHER DIFFERENT TRAIL MATERIALS.
  2. ALL CONCRETE TO BE FINISHED WITH CURING COMPOUND.
  3. A 6 INCH DEPTH IS REQUIRED.
  4. SAW CUT JOINTS TO WIDTH OF TRAIL. MAX  $\frac{1}{8}$ " SAW CUTS.
  5. NO ABOVE GROUND UTILITIES OR UTILITY SURFACE COVERS/PLATES/MANHOLES SHALL BE LOCATED WITHIN TRAIL AND SHALL BE MINIMUM 2 FEET FROM THE EDGE OF TRAIL.
  6. TRAILS WILL MEANDER BUT SHALL BE LOCATED MINIMUM 5 FEET FROM THE BACK OF CURB.
  7. SIDE SLOPES SHALL NOT EXCEED 3:1. CUT & FILL SLOPES SHALL TIE INTO EXISTING SLOPES TO CREATE AN EVEN TRANSITION.


**PLAN VIEW**



**STANDARD CONCRETE STREET-SIDE TRAIL**

DETAIL No.

9100.05



EFFECTIVE: 07/01/21