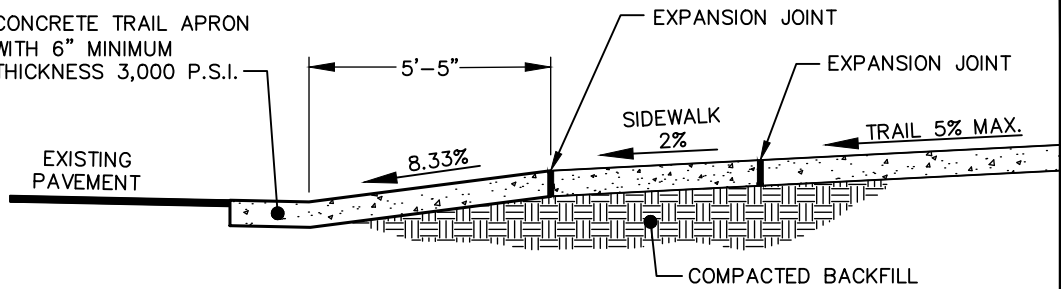


CONCRETE TRAIL APRON WITH 6" MINIMUM THICKNESS 3,000 P.S.I.



DETECTABLE WARNING DOMES

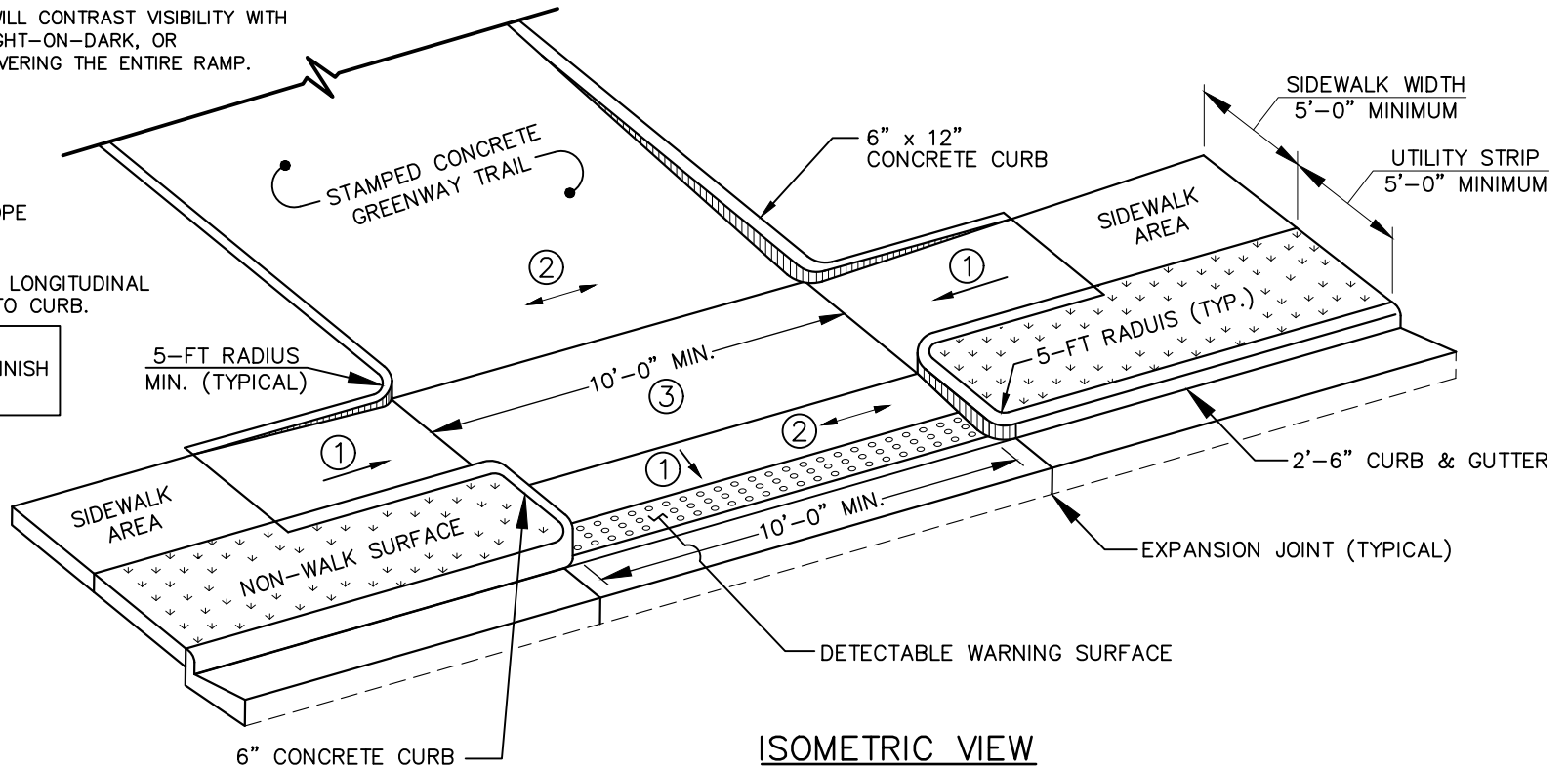
DETECTABLE WARNING DOME NOTES:

1. DETECTABLE WARNING DOMES WILL COVER 2 FEET OF LENGTH AND FULL WIDTH OF THE RAMP FLOOR AS SHOWN ON THE DETAILS.
2. DETECTABLE WARNING DOMES WILL CONTRAST VISIBILITY WITH ADJOINING SURFACE, EITHER LIGHT-ON-DARK, OR DARK-ON-LIGHT SEQUENCE COVERING THE ENTIRE RAMP.

TYPICAL SECTION


- ① 8.33% (12:1) MAX RAMP SLOPE
- ② CROSS SLOPE: 2.00%
- ③ MAXIMUM CROSS SLOPE AND LONGITUDINAL SLOPE OF 2.00% TO DRAIN TO CURB.

NOTE:
CURB SHALL BE TAPERED TO FINISH FLUSH WITH SIDEWALK/TRAIL.



ISOMETRIC VIEW

STANDARD GREENWAY DRIVEWAY APRON



EFFECTIVE: 07/01/21

DETAIL No.

9200.02