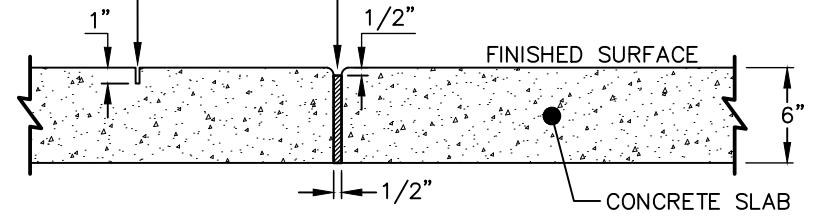


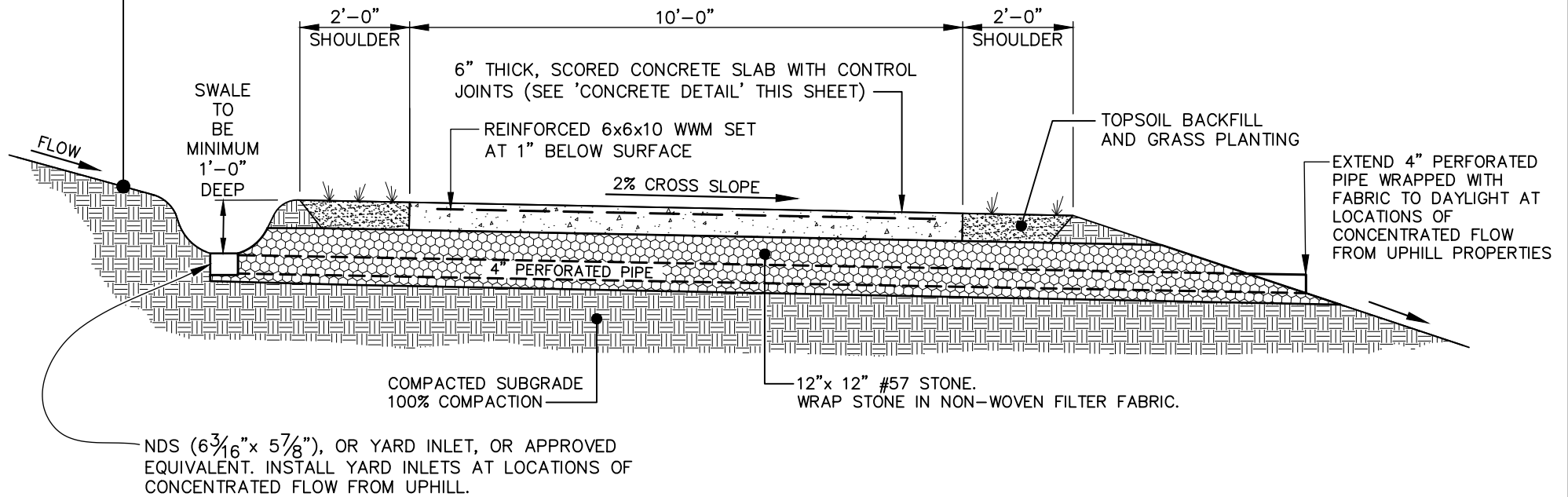
CONTROL JOINTS 10-FT ON CENTER,
PERPENDICULAR TO RUN OF WALK;
SAW CUT JOINTS 1/4" WIDE AND 1" DEEP.

1/2" WIDE PRE-FORMED ASPHALTIC
EXPANSION JOINT RECESSED 1/2"
FROM SURFACE AT 30-FT MAXIMUM
ON CENTER SPACING




CONCRETE DETAIL

SIDE SLOPES SHALL NOT EXCEED 3-FT OF RUN: 1-FT OF RISE UNLESS OTHERWISE INDICATED ON GRADING PLANS. CUT & FILL SLOPES SHALL TIE INTO EXISTING SLOPES TO CREATE AN EVEN TRANSITION.



NOTES:

1. END OF CONCRETE TRAIL SHALL BE FORMED FOR APPROPRIATE MATERIAL TRANSITION.
2. TRAIL SHALL BE SET ABOVE GRADE WITH A CROSS SLOPE OF 2% AND BACKFILLED TO MEET ADJACENT GRADES.
3. CONTRACTOR IS TO ENSURE POSITIVE DRAINAGE UNDER CONCRETE TRAIL.



FRENCH DRAIN AND 4" PIPE UNDER CONCRETE TRAIL

DETAIL No.

9600.05

EFFECTIVE: 07/01/21