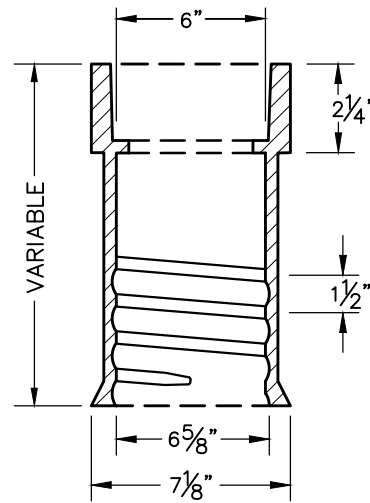
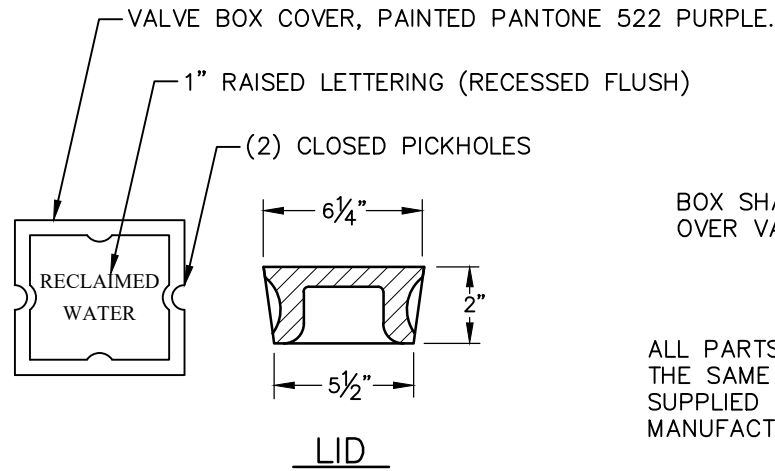


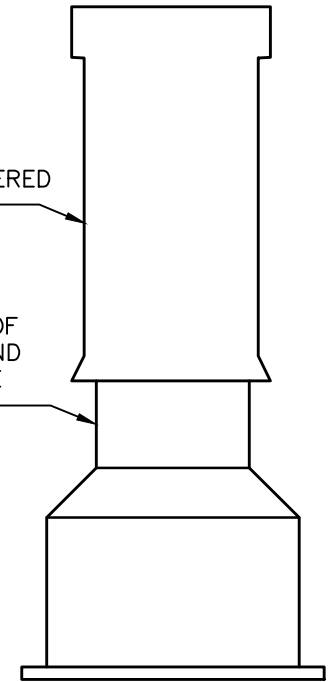
BOTTOM SECTION



SQUARE UPPER SECTION

BOX SHALL BE CENTERED
OVER VALVE


ALL PARTS SHALL BE OF
THE SAME MATERIAL AND
SUPPLIED BY THE SAME
MANUFACTURER



COMPLETE BOX

NOTES:

1. VALVE BOX COVER SHALL WEIGH A MINIMUM 13 lbs.
2. ENTIRE VALVE BOX ASSEMBLY & COVER SHALL BE CAST FROM CLASS 35 GRAY IRON.
3. ASSEMBLY SHALL BE DOMESTICALLY MADE AND MANUFACTURED IN THE U.S.A.



EFFECTIVE: 07/01/22

**STANDARD VALVE BOX
(FOR RECLAIMED WATER)**

DETAIL No.

6500.13