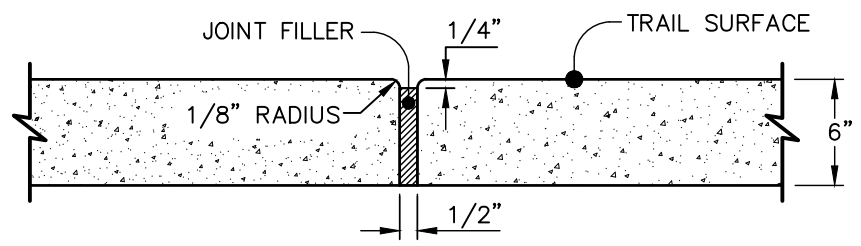


TYPICAL SECTION


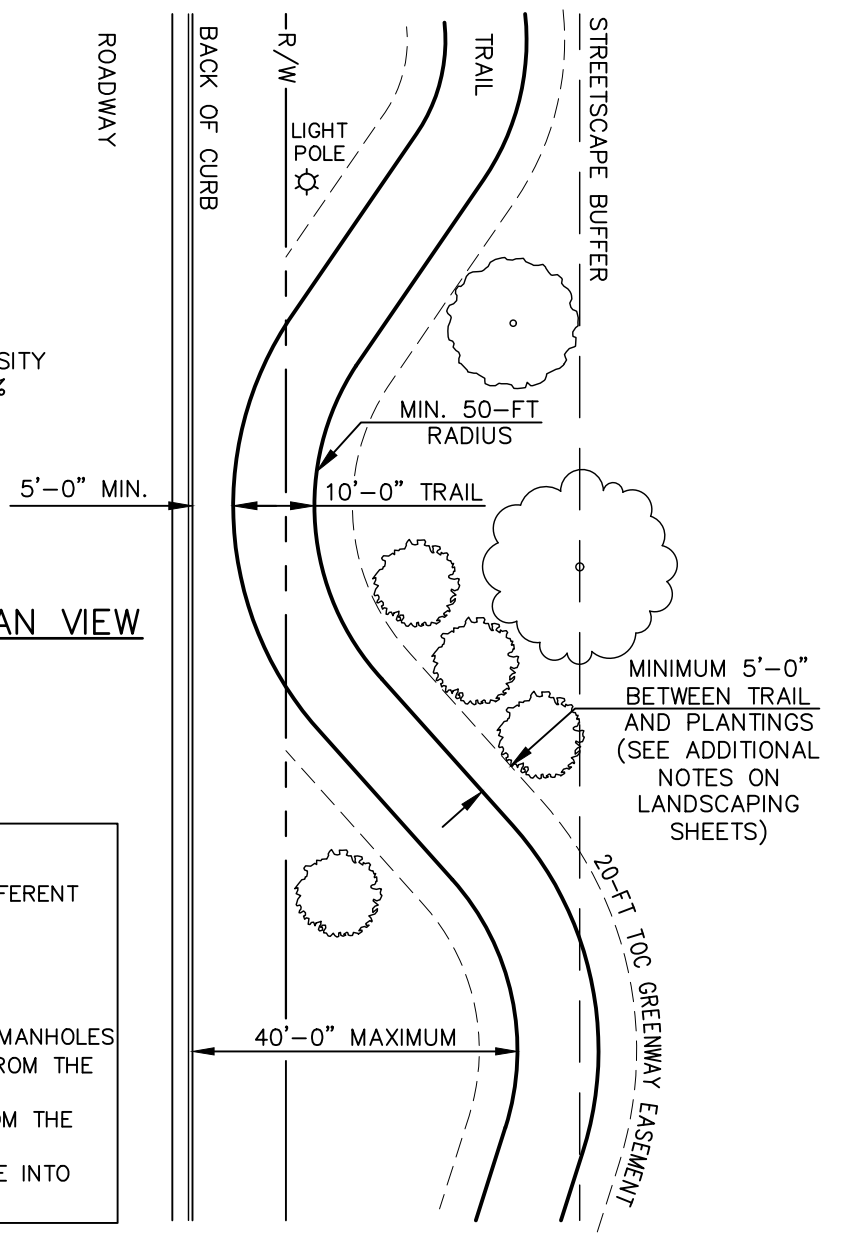
COMPACTED TO A DENSITY OF NO LESS THAN 95%



TRANSVERSE EXPANSION JOINT

- NOTES:**
1. TRANSVERSE EXPANSION JOINTS TO BE LOCATED AT JUNCTURE WITH STRUCTURES/BRIDGES/BOARDWALKS/UTILITY PLATES AND OTHER DIFFERENT TRAIL MATERIALS.
 2. ALL CONCRETE TO BE FINISHED WITH CURING COMPOUND.
 3. A 6 INCH DEPTH IS REQUIRED.
 4. SAW CUT JOINTS TO WIDTH OF TRAIL. MAX $\frac{1}{8}$ " SAW CUTS.
 5. NO ABOVE GROUND UTILITIES OR UTILITY SURFACE COVERS/PLATES/MANHOLES SHALL BE LOCATED WITHIN TRAIL AND SHALL BE MINIMUM 2 FEET FROM THE EDGE OF TRAIL.
 6. TRAILS WILL MEANDER BUT SHALL BE LOCATED MINIMUM 5 FEET FROM THE BACK OF CURB.
 7. SIDE SLOPES SHALL NOT EXCEED 3:1. CUT & FILL SLOPES SHALL TIE INTO EXISTING SLOPES TO CREATE AN EVEN TRANSITION.

PLAN VIEW



EFFECTIVE: 07/01/22

STANDARD CONCRETE STREET-SIDE TRAIL

DETAIL No.

9100.05