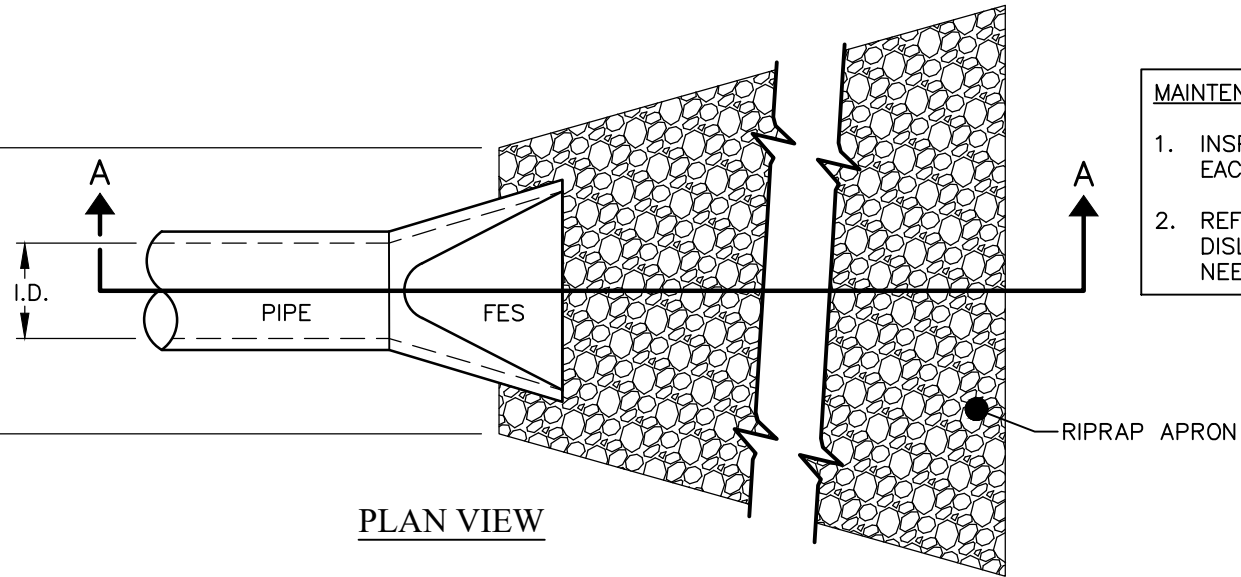
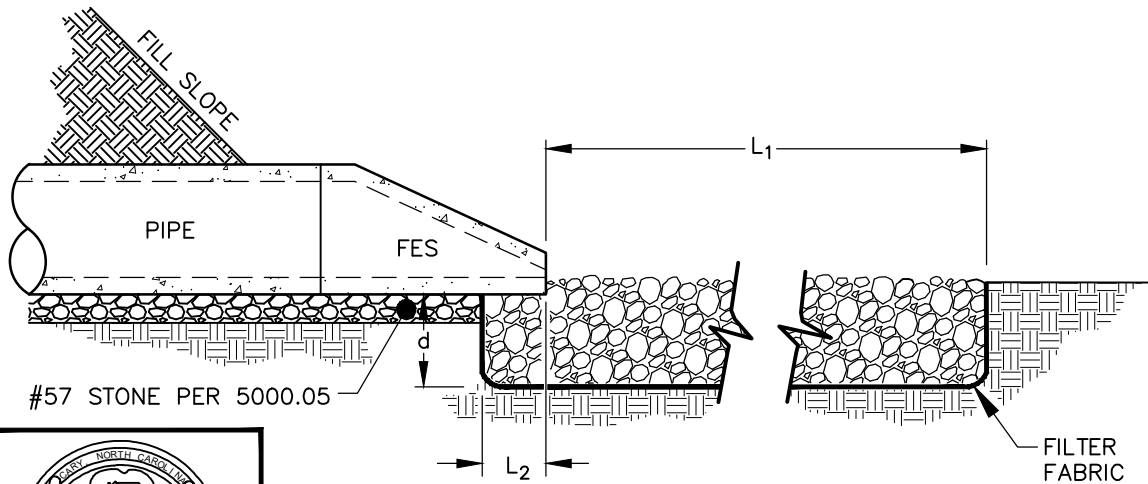


3 TIMES INNER
DIAMETER (I.D.)



PLAN VIEW

- MAINTENANCE:
1. INSPECT WEEKLY AND AFTER EACH RAINFALL EVENT.
 2. REFRESH AND REPLACE DISLODGED STONE. MAKE NEEDED REPAIRS IMMEDIATELY.




SECTION 'A-A'

- NOTES:
1. L_1 = LENGTH OF THE RIPRAP APRON.
 2. L_2 = RIPRAP TO BE INSTALLED UNDERNEATH 1/3 THE LENGTH OF FLARED END SECTION (FES).
 3. d = 1.5 TIMES THE MAXIMUM STONE DIAMETER BUT NOT LESS THAN 6 INCHES.
 4. FILTER FABRIC SHALL BE INSTALLED BETWEEN THE RIPRAP AND SOIL FOUNDATION.

PIPE OUTLET TO FLAT AREA
NO WELL-DEFINED CHANNEL

DETAIL No.

4000.20



EFFECTIVE: 07/01/23