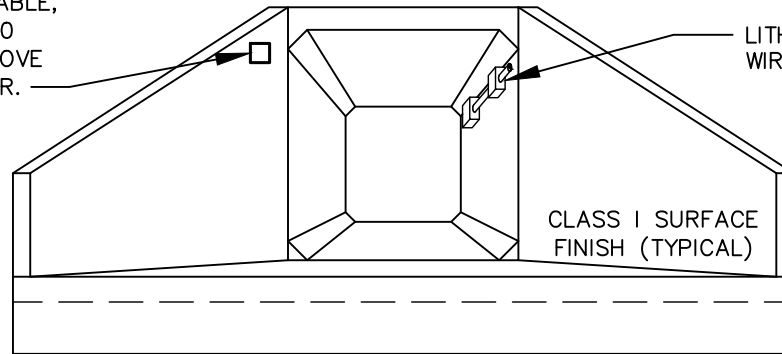
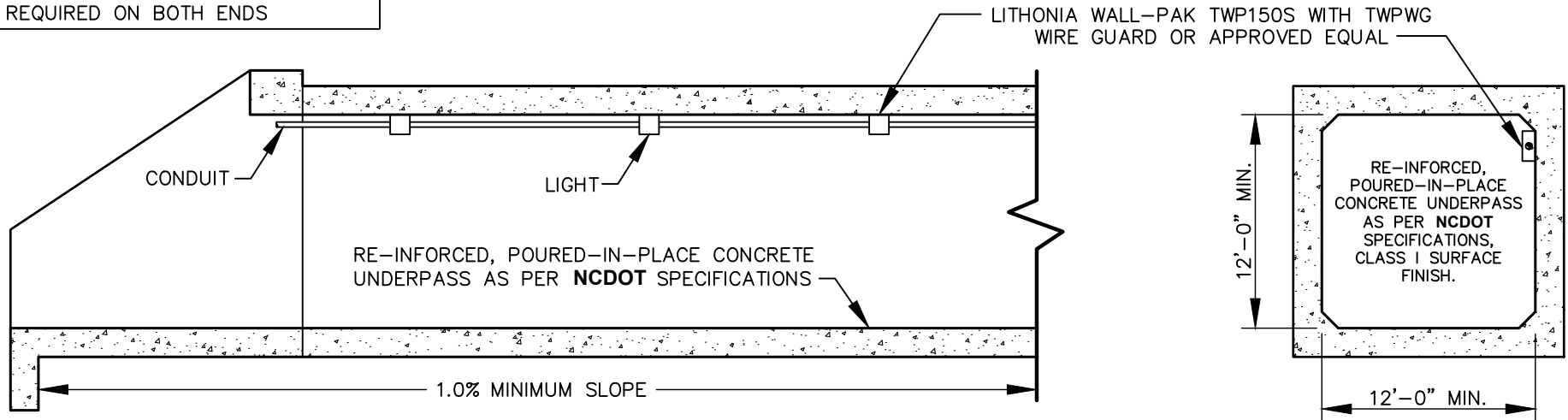


METER BOX TO BE PLACED IN A LOCKABLE, PROTECTIVE COVERING 2-FT ABOVE 100 YEAR FLOOD ELEVATION, OR 10-FT ABOVE TRAIL SURFACE, WHICHEVER IS GREATER.



FRONT VIEW

NOTE: HEADWALLS WITH WINGWALLS REQUIRED ON BOTH ENDS




NOTES:

1. SEALING OF FIXTURES TO BE DESIGNED IN ACCORDANCE WITH **IES** STANDARDS.
2. APPROPRIATE SIGNAGE MAY BE REQUIRED AT ENTRANCE TO INDICATE NARROWING TRAIL WIDTH AND LIMITED VERTICAL CLEARANCE.
3. TUNNEL TO BE LIT WITH MINIMUM 5 FOOT-CANDLES THROUGHOUT; PROVIDE FOOT-CANDLE DIAGRAM IN APPROVED PLANS.
4. SEALED UNDERPASS DESIGNS TO BE APPROVED BY CARY, AND BY **NCDOT** WHEN UNDER **NCDOT** ROADS, PRIOR TO BEGINNING WORK.
5. INTERIOR SURFACES AND WINGWALL FACES TO HAVE CLASS 1 SURFACE FINISH AS PER **NCDOT** SPECIFICATION 420-17.

PEDESTRIAN/BICYCLE UNDERPASS

DETAIL No.

9500.01



EFFECTIVE:07/01/23