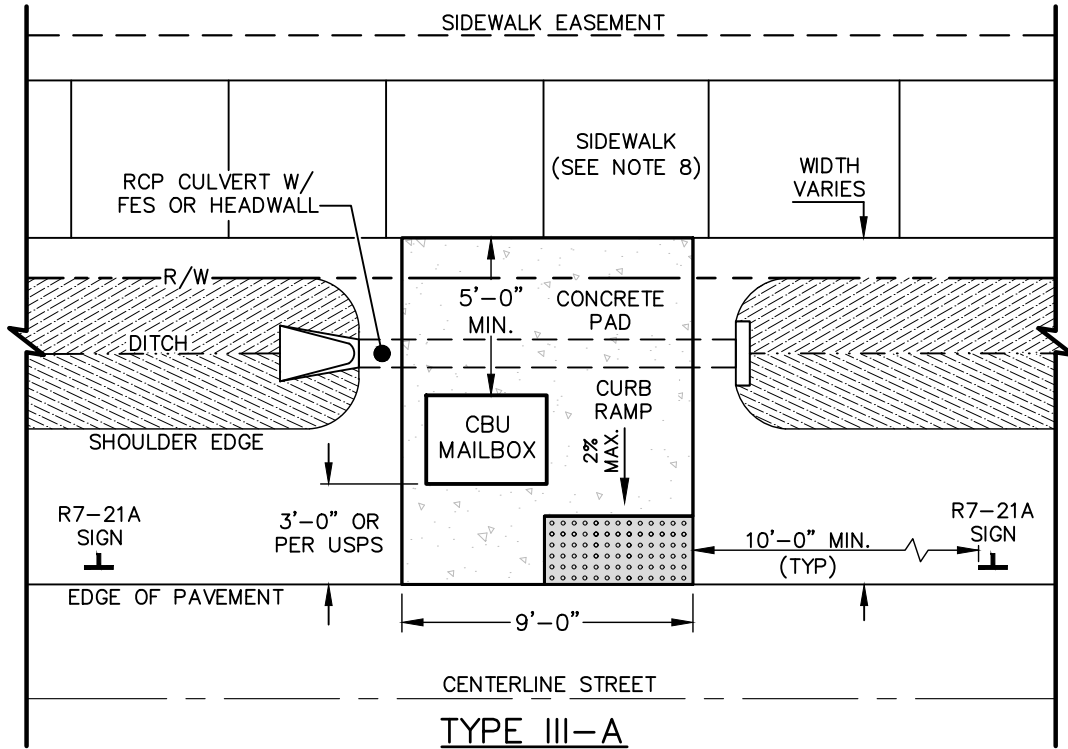
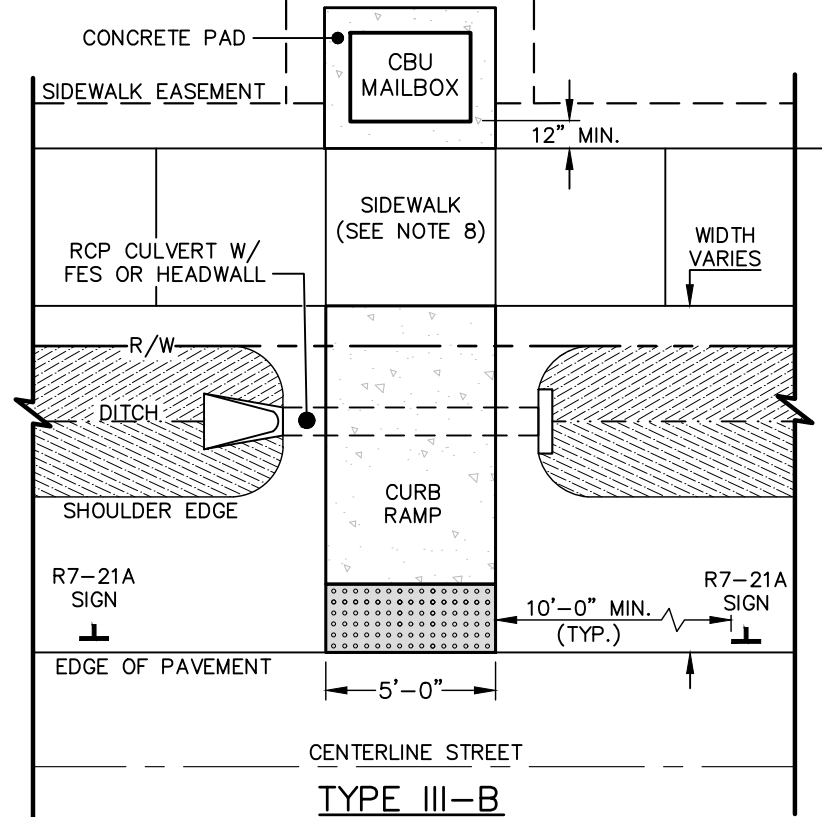


PRIVATE EASEMENT FOR CBU EXTENDING
24" MINIMUM AROUND CONCRETE



TYPE III-A



TYPE III-B


NOTES:

1. CBU SHALL CONTAIN NO MORE THAN 13 MAIL RECEPTACLES. CBU GREATER THAN 13 MAIL RECEPTACLES MUST BE LOCATED OUTSIDE OF PUBLIC RIGHT-A-WAY IN A COMMON AREA WITH PARKING PROVIDED.
2. LOCATE CBU IN COMMON OPEN AREAS OR ON PROPERTY LINE IF POSSIBLE.
3. MAXIMUM HEIGHT OF CBU SHALL BE 62 INCHES.
4. CBU SHALL NOT BE LOCATED NEAR UTILITY LINES, WATER METERS, OR CLEANOUTS.
5. ACCESS TO CBU BY RESIDENCES SHALL BE BY SIDEWALK SIDE ONLY.
6. R7-21A SIGN SHALL READ "MAIL PARKING, 15 MINUTE LIMIT".
7. THIS IS SHOWN FOR WHERE SIDEWALKS ARE LOCATED BEHIND THE DITCH SECTION WITHIN EASEMENTS.
8. IF SIDEWALK IS REQUIRED.

**CLUSTER BOX UNIT (CBU) MAILBOX -TYPE III
(NON-CURB & GUTTER STREET)**

DETAIL No.

3300.08



EFFECTIVE:07/01/24