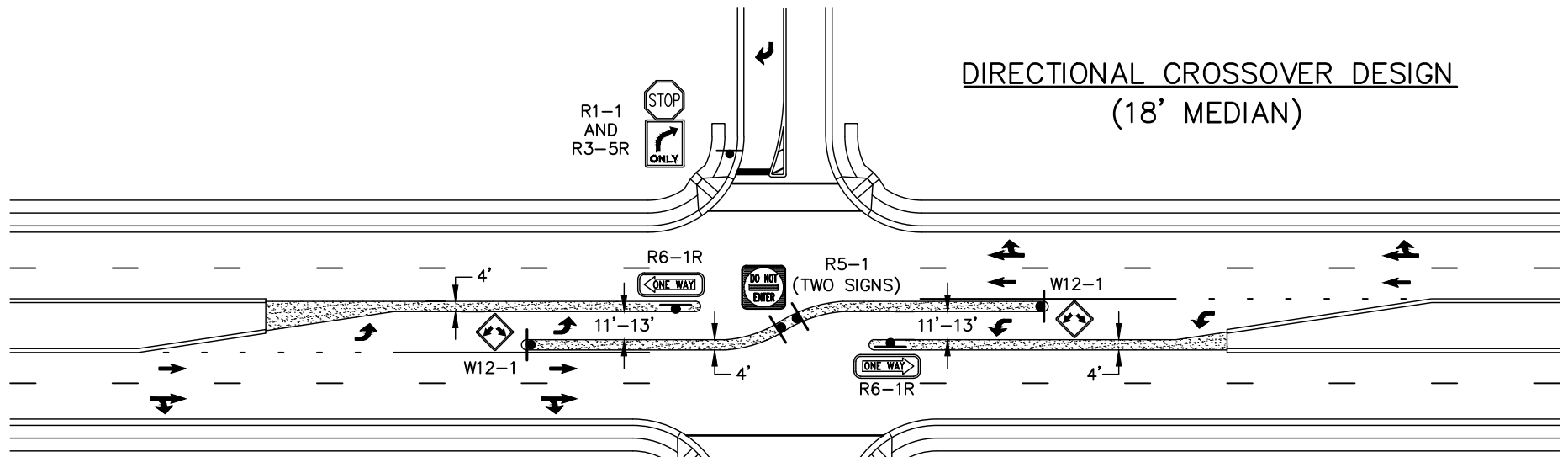




DIRECTIONAL CROSSOVER DESIGN (18' MEDIAN)



SIGN DETAIL



R6-1R
36" x 12"



W12-1
36" x 36"



R5-1
30" x 30"



R1-1
AND
R3-5R

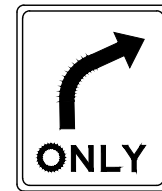


TYPICAL
SIGN
SYMBOL



R1-1
30" x 30"

SIGN DETAIL




R3-5R
30" x 36"



OM-3C
36" x 12"

NOTES:

1. FOR NARROWER MEDIAN, W12-1 SIGNS MAY BE REMOVED & REPLACED WITH OM-3C. MOUNT OM-3C WITH A HEIGHT OF NO MORE THAN 4 FEET TO BOTTOM OF SIGN.
2. PROVIDE PAVEMENT MARKING ARROWS AS SHOWN.
3. AN ENGINEERING STUDY SHOULD PROVIDE THE APPROPRIATE STORAGE LENGTH FOR THE LEFT TURN LANES.



EFFECTIVE:07/01/24

PAVEMENT MARKING AND SIGNING FOR DIRECTIONAL CROSSOVER

DETAIL No.

3600.01